


*Oceanpower*



**Ice cream machine**








**Spare parts lists**








# Contents

Transmission accessories.....	3
Refrigeration accessories.....	5
Electrical accessories.....	7
Discharge door.....	9
Others.....	11
Air pump parts.....	13
Hard (gelato) ice cream machine.....	15




## Transmission accessories

Number	Image	Name	Specification
1		Gear reducer	
2		Motor	115V/220V/380V
3		Beater	pom material / full stainless steel
4		Ripple sealed o-ring	
5		motor start-up capacitor	
6		motor run capacitor	
7		Truckle	








8		Universal truckle	
9		Drive strap A55	OP138/OP138CS
10		Drive strap A61	OP130/OP132BA
11		Big strap wheel	
12		Small strap wheel	







## Refrigeration accessories

Number	Image	Name	Specification
1		Compressor	115V/220V/380V
2		Expand valve	
3		Main Condenser	
4		Condenser for pre-cooling	
5		Air tube	
6		Main Fan	
7		Fan for pre-cooling	

8		Cover of Hopper	
9		compressor start-up capacitor	
10		Fan capacitor	

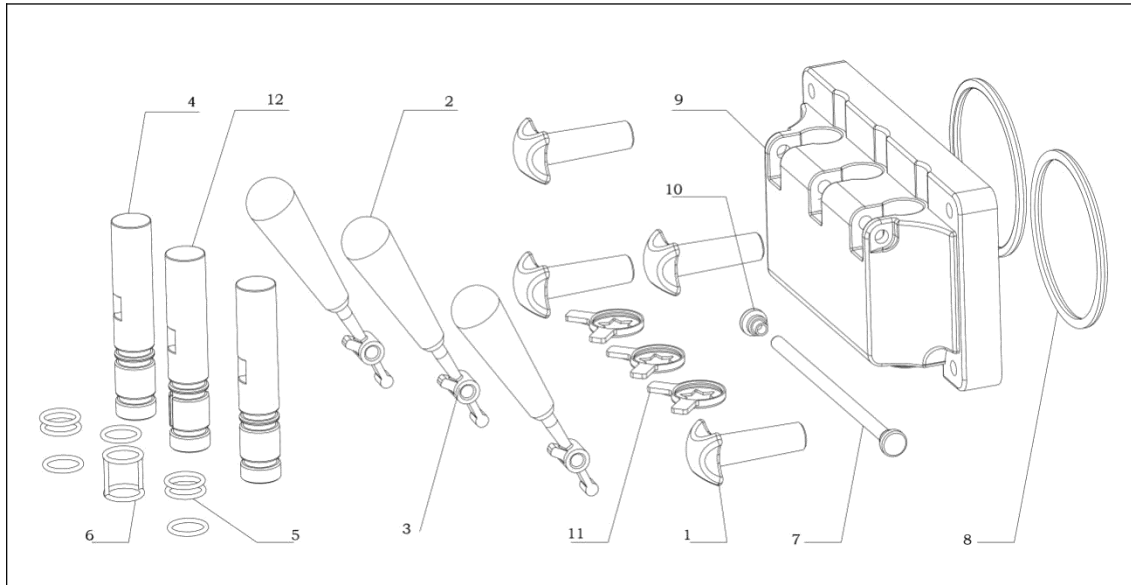
## Electrical accessories






Number	Image	Name	Specification
1		Control panel	
2		AC contactor	
3		control transformer	
4		Switch	
5		Driven board	
6		Display board	
7		Frequency converter	OP132BA






8		Voltage Stabilizer	
9		Touch switch	DW series
10		Mutual-inductor	DW series
11		temperature-sensing probe	DW series
12		8 number connection wire	
13		Power cable	



## Discharge door





Number	Image	Name	Specification
1		Hand screw	
2		Distribution handle	
4		Side draw valve	
5		draw valve o-ring	
6		Centre draw valve o- ring	

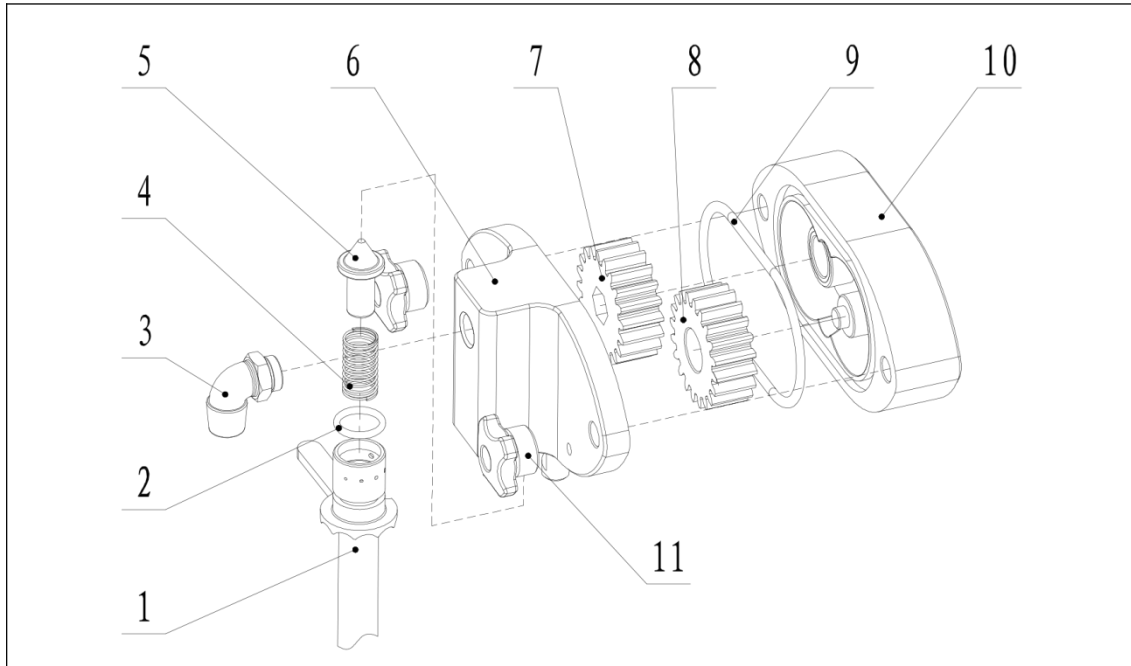
7		Pivot pin	
8		discharge door o-ring	
9		Discharge door body	normal / air pump model
11		Design cap	
12		Centre draw valve	

## Others

Number	Image	Name	Specification
1		Big drip trap (at the front of machine)	table top model stand model
2		Drip trap (at the side of machine)	
3		Lubricant	100g/unit
4		Sanitizer	15g/bag
5		Asbestos shim (between gear reducer and cylinder)	
6		Plastic stopple	
7		cone holder	

8		illumination light	
9		magnetic stirrer	DW series

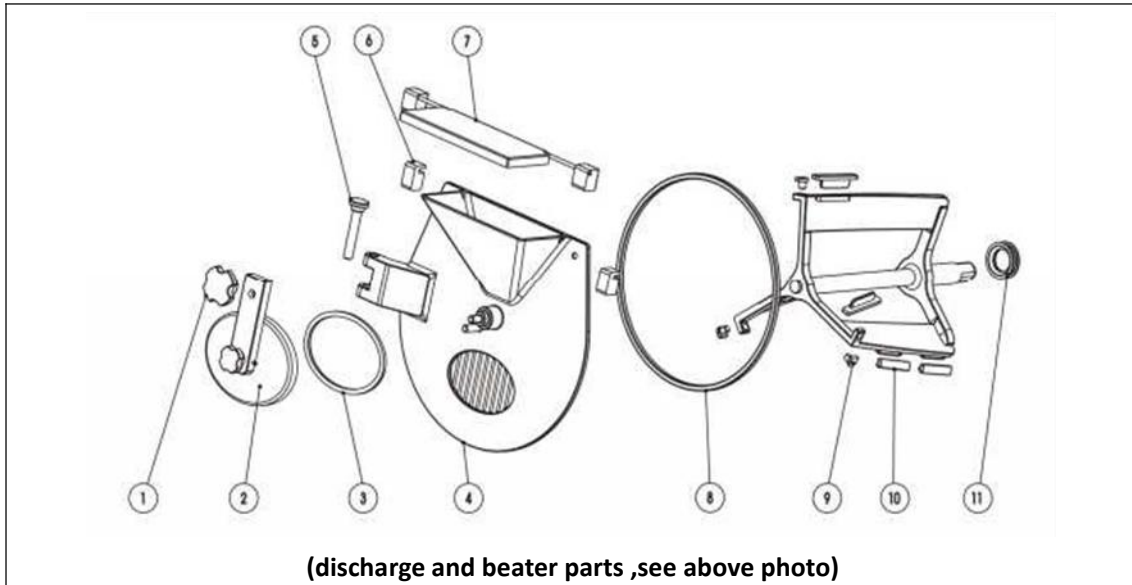
### Air pump parts








Number	Image	Name	Specification
1		inlet pipe	air pump
2		Inlet pipe o-ring	air pump
3		Pipe joint	air pump
4		Spring	air pump

5		Needle	air pump
6		Pump cover	air pump
7		initiative Gear	air pump
8		Driving gear	air pump
9		pump O-ring	air pump
10		Pump body	air pump
11		Locknut	air pump









## Hard (gelato) ice cream machine






Number	Image	Name	Specification
1		Lock nut	
2		plastic small door	
3		small door O-ring	
4		Discharge door	
5		Dowel	

6		support of shield board	
7		Shield board	
8		Discharge door o-ring	
9		Stator	
10		Blade	
11		Shaft end O-ring	
12		Compressor	
13		Motor	



14		Driven board	
15		Display board	
16		Beater	
17		Fan	
18		Big strap wheel	
19		small strap wheel	
20		Driven strap	
21		Hand Screw	

22		AC contactor	
23		Magnetic switch	
24		water cooling condenser	

**Remarks:**

1. The accessories above are the main accessories of Oceanpower machine. To purchase the accessories that are not in the list, please contact Oceanpower Sales department or **info@oceanpower.com**.
2. For different types of machine, the specification and brand of accessories may be different, please provide model name and purchase year when you buy accessories.

**nota:**

1. Los accesorios arriba son los accesorios principales de las máquinas de Oceanpower. Para comprar los accesorios que no están en la lista, póngase en contacto con el departamento de negocios de Oceanpower o **info@oceanpower.com**.
2. Diferentes modelos puede con accesorios de diferente especificación y marca. Proporcione por favor el nombre del modelo y el año de la compra cuando usted quiere adquirir accesorios.

Shenzhen Oceanpower Ecological Food Science and Technology Co., Ltd.  
Add: Block C&D, 7&8/F, Bldg. F3.8, Tian'an Cyber Park,  
Chengongmiao, Shenzhen, China  
Web: [www.oceanpowerfood.com](http://www.oceanpowerfood.com)  
Phone: 86-75583897272  
Email: [info@oceanpower.com](mailto:info@oceanpower.com)

